

Summer

1 In your garden:

Use your eyes.



Common Blue butterfly

In Summer, there is a lot to find in your garden or when you go for a walk.

Tick the box when you have seen these:

- | | | | |
|------------------|--------------------------|-------------------|--------------------------|
| 1 bee | <input type="checkbox"/> | 6 yellow flowers* | <input type="checkbox"/> |
| 2 butterflies | <input type="checkbox"/> | 7 ants | <input type="checkbox"/> |
| 3 white flowers* | <input type="checkbox"/> | 8 flints | <input type="checkbox"/> |
| 4 pink flowers* | <input type="checkbox"/> | 9 pieces of chalk | <input type="checkbox"/> |
| 5 red flowers* | <input type="checkbox"/> | 10 green leaves** | <input type="checkbox"/> |

* try and find different sorts of flowers.

** try and find 10 different shades of green.

Did you know?

The **Peacock butterfly** has markings on its wings that look like the eyes of a bigger creature so that another creature wanting to eat it (a predator) is put off. The underside of their wings look like dead leaves. Why do you think that is?



Peacock butterfly


They like to drink nectar from thistles, buddleia and fallen fruit. They often lay their eggs on nettle leaves. Then the caterpillars that hatch out feed on the nettles before pupating. The butterfly then emerges from the chrysalis. You can find out more at www.naturescalendar.org.uk and clicking on 'Fact Files'.

2. Out and about


Explore a wood. Take mum or dad on a walk in a wood near your house.





Tortoiseshell butterfly

- ☀ If you look under a log or stone, you might find some little creatures hiding there. Watch, but don't poke them. Can you find out their names? Put the log or stone back carefully where you found it.
- ☀ Stand still quietly for one minute and listen to the sounds of the wood. What can you hear?
- ☀ Gather some long sticks and logs and make a den against a tree trunk, leaving a doorway for you to crawl into.
- ☀ Take a piece of paper and a wax crayon with you and make a bark rubbing.
- ☀ 'Write' your name on the ground with things you find in the wood, like stones, wood and fallen leaves.
- ☀ Find 5 different types of tree in the wood by looking at the bark and the shape of the leaves.
- ☀ Remember not to pick wild flowers. Bees, butterflies and other insects drink the nectar of flowers and pollinate them so leave them for the insects, to seed and for others to enjoy.
- ☀ Treat living things with care and respect. 

3. Art and Craft - Make a nature pole.


 Take a stick or a bamboo cane which is more than a metre long and push it firmly into the ground – the lawn if you are allowed to. (You might need some help to do this).


 Find large leaves of different shapes, sizes and colours in your garden.


 When you have gathered them, thread them onto the cane, leaving a space of 5 -10cm between each one.


 Ask permission to take a few flowers.

 Make a long daisy chain for the final touch.

 Wind the daisy chain into the gaps around the cane and poke some of the flowers in gaps.

 You could find some scrap coloured paper to thread onto the cane (colourful pages from magazines perhaps). Cut them into leaf shapes.

 You could put two canes about 50cms apart and put a third across the top to make a doorway. Join it with sticky tape or string.

 Make up a story about a magical world you might find on the other side of the 'doorway'.

Make a picture.

Grass flowers are not usually very colourful but they have beautiful, delicate shapes that press well. Press some between the pages of an old book. Then, after about 2 weeks, make a picture or a card with them. They look particularly good on a dark background.

4. Puzzle and Jokes Corner

 Solve this riddle? What am I?

I am not a plant.

I am nocturnal and I have four legs.


I am black, white and grey.

I live underground mostly.


I eat lots of earthworms every night.

I have very good senses of smell and hearing.

I am good at digging and I have a stripy head.

 How many different words can you find from the letters in the word →→→→ butterflies

(If you reach 10, well done, give yourself a clap; if you reach 20, jump up and down 10 times; if you reach 30, do 10 star jumps; if you reach 40, pat your head and rub your tummy; if you reach 50, do 10 sit-ups, if you reach over 50, go outside and shout 'I am incredible'.



←  Colour this butterfly with a symmetrical pattern of your choice.

Jokes

What do you call a dog on a beach in summer?

Why do bananas use sun screen?

What does the sun drink out of?



Red admiral butterfly ↑



Orange-tip butterfly ↑

 How many butterflies are on this activity sheet?

Answer to puzzle: a badger Answers to jokes: 1. A hot dog. 2. Because they peel. 3. Sunglasses There are twenty butterflies.